







SONDERFAHRPLAN SUMMERBREEZE 2017







- ohne Gewähr -







7867 

Ellwangen - Dinkelsbühl // Gültig am Dienstag, 15.08.2017 und Mittwoch, 16.08.2017 ↓ 7867

Friedrich Müller Omnibusunternehmen GmbH, AUSKUNFT: FahrBus ServiceCenter Ellwangen, Obere Brühlstr. 14, 73479 Ellwangen, ☎ (07961) 9898-0

| | | | | | | | | | | | | | | | | |
|---|----|------|------|------|------|------|------|-------|-------|-------|--|--|-------|--|--|-------|
| Fahrnummer | | | | | | | | | | | | | | | | |
| Verkehrsbeschränkungen | | | | | | | | | | | | | | | | |
| Anmerkungen | | | | | | | | | | | | | | | | |
| 100 | | | | | | | | | | | | | | | | |
| 200 W * | | | | | | | | | | | | | | | | |
| 200 W * | | | | | | | | | | | | | | | | |
| 100 | | | | | | | | | | | | | | | | |
| 200 W * | | | | | | | | | | | | | | | | |
|  Ulm Bahnhof | ab | 6 46 | | | | 8 13 | | | | 9 13 | | | 10 13 | | | 11 13 |
|  Aalen Bahnhof | ab | 8 28 | | | | 9 28 | | | | 10 28 | | | 11 28 | | | 12 28 |
|  Ellwangen Bahnhof | an | 8 46 | | | | 9 46 | | | | 10 46 | | | 11 46 | | | 12 46 |
|  Stuttgart Bahnhof | ab | | 7 21 | 8 07 | | | 8 22 | | 9 22 | 10 07 | | | 10 22 | | | 11 22 |
|  Aalen Bahnhof | ab | | 8 28 | 8 59 | | | 9 28 | | 10 28 | 10 57 | | | 11 28 | | | 12 28 |
|  Ellwangen Bahnhof | an | | 8 46 | 9 09 | | | 9 46 | | 10 46 | 11 07 | | | 11 46 | | | 12 46 |
| Ellwangen, ZOB Haltestelle 12 | | | | | 9 15 | | | 10 00 | | | | | 11 15 | | | 12 10 |
| Dinkelsbühl, ZOB | | | | | 9 55 | | | 10 50 | | | | | 12 05 | | | 13 15 |
| SummerBreeze Eingang | | | | | | | | 10 50 | | | | | 12 05 | | | 14 05 |

| | | | | | | | | | | | | | | | | |
|---|----|-------|-------|--|-------|-------|-------|-------|--|-------|--|--|-------|-------|--|-------|
| Fahrnummer | | | | | | | | | | | | | | | | |
| Verkehrsbeschränkungen | | | | | | | | | | | | | | | | |
| Anmerkungen | | | | | | | | | | | | | | | | |
| 200 W * | | | | | | | | | | | | | | | | |
| 200 W * | | | | | | | | | | | | | | | | |
| 100 | | | | | | | | | | | | | | | | |
| 200 W * | | | | | | | | | | | | | | | | |
| 200 W * | | | | | | | | | | | | | | | | |
| 100 | | | | | | | | | | | | | | | | |
| 200 W * | | | | | | | | | | | | | | | | |
| 200 W * | | | | | | | | | | | | | | | | |
|  Ulm Bahnhof | ab | 12 13 | | | | 13 13 | | | | 14 13 | | | 15 13 | | | 16 13 |
|  Aalen Bahnhof | ab | 13 28 | | | | 14 28 | | | | 15 28 | | | 16 28 | | | 17 28 |
|  Ellwangen Bahnhof | an | 13 46 | | | | 14 46 | | | | 15 46 | | | 16 46 | | | 17 46 |
|  Stuttgart Bahnhof | ab | | 12 22 | | | 13 22 | 14 07 | | | 14 22 | | | 15 21 | 16 07 | | 16 21 |
|  Aalen Bahnhof | ab | | 13 28 | | | 14 28 | 14 57 | | | 15 28 | | | 16 28 | 16 57 | | 17 28 |
|  Ellwangen Bahnhof | an | | 13 46 | | | 14 46 | 15 07 | | | 15 46 | | | 16 46 | 17 07 | | 17 46 |
| Ellwangen, ZOB Haltestelle 12 | | | | | 14 00 | | | 15 15 | | | | | 15 55 | | | 17 15 |
| Dinkelsbühl, ZOB | | | | | | | | 15 15 | | | | | 16 35 | | | 18 00 |
| SummerBreeze Eingang | | | | | 14 50 | | | 16 05 | | | | | 16 35 | | | 18 50 |







| | | | | | | | | | | | | | | | | |
|--|----|-------|-------|--|-------|--|--|--|--|--|--|--|--|--|--|--|
| Fahrnummer | | | | | | | | | | | | | | | | |
| Verkehrsbeschränkungen | | | | | | | | | | | | | | | | |
| Anmerkungen | | | | | | | | | | | | | | | | |
| 100 | | | | | | | | | | | | | | | | |
|  Ulm Bahnhof | ab | 17 13 | | | | | | | | | | | | | | |
|  Aalen Bahnhof | ab | 18 28 | | | | | | | | | | | | | | |
|  Ellwangen Bahnhof | an | 18 46 | | | | | | | | | | | | | | |
|  Stuttgart Bahnhof | ab | | 17 21 | | | | | | | | | | | | | |
|  Aalen Bahnhof | ab | | 18 28 | | | | | | | | | | | | | |
|  Ellwangen Bahnhof | an | | 18 46 | | | | | | | | | | | | | |
| Ellwangen, ZOB Haltestelle 12 | | | | | 18 50 | | | | | | | | | | | |
| Dinkelsbühl, ZOB | | | | | 19 30 | | | | | | | | | | | |
| SummerBreeze Eingang | | | | | | | | | | | | | | | | |







7867 

Dinkelsbühl - Ellwangen // Gültig am Sonntag, 20.08.2017

7867

Friedrich Müller Omnibusunternehmen GmbH, AUSKUNFT: FahrBus ServiceCenter Ellwangen, Obere Brühlstr. 14, 73479 Ellwangen, ☎ (07961) 9898-0

| | | | | | | | | | | | | | | | | |
|---|----|------|------|--|--|------|-------|--|------|-------|--|--|-------|--|-------|--|
| Fahrnummer | | | | | | | | | | | | | | | | |
| Verkehrsbeschränkungen | | | | | | | | | | | | | | | | |
| Anmerkungen | | | | | | | | | | | | | | | | |
| 300 W * | | | | | | | | | | | | | | | | |
| 300 W | | | | | | | | | | | | | | | | |
| 300 W 300 W | | | | | | | | | | | | | | | | |
| 300 W | | | | | | | | | | | | | | | | |
| 300 W | | | | | | | | | | | | | | | | |
| SummerBreeze Eingang | | 7 10 | | | | | | | | | | | | | | |
| Dinkelsbühl, ZOB/Metal - Station Schießwäsen | | 7 20 | | | | 8 30 | | | 9 00 | 9 30 | | | 10 00 | | 10 30 | |
| Ellwangen, ZOB | | 7 50 | | | | 9 00 | | | 9 30 | 10 00 | | | 10 30 | | 11 00 | |
|  Ellwangen Bahnhof | ab | | 8 13 | | | | 9 12 | | | 10 12 | | | 10 51 | | 11 12 | |
|  Aalen Bahnhof | an | | 8 32 | | | | 9 32 | | | 10 32 | | | 11 01 | | 11 32 | |
|  Stuttgart Bahnhof | an | | 9 37 | | | | 10 37 | | | 11 37 | | | 11 53 | | 12 37 | |
|  Ellwangen Bahnhof | ab | | 8 13 | | | | 9 12 | | | 10 12 | | | | | 11 12 | |
|  Aalen Bahnhof | an | | 8 32 | | | | 9 32 | | | 10 32 | | | | | 11 32 | |
|  Ulm Bahnhof | an | | 9 44 | | | | 10 44 | | | 11 44 | | | | | 12 44 | |

| | | | | | | | | | | | | | | | | |
|---|----|-------|-------|-------|--|-------|--|--|-------|--|--|--|-------|--|--|--|
| Fahrnummer | | | | | | | | | | | | | | | | |
| Verkehrsbeschränkungen | | | | | | | | | | | | | | | | |
| Anmerkungen | | | | | | | | | | | | | | | | |
| 300 W 300 W | | | | | | | | | | | | | | | | |
| 300 W | | | | | | | | | | | | | | | | |
| 300 W | | | | | | | | | | | | | | | | |
| 300 W | | | | | | | | | | | | | | | | |
| SummerBreeze Eingang | | | | | | | | | | | | | | | | |
| Dinkelsbühl, ZOB/Metal - Station Schießwäsen | | 11 00 | 11 30 | | | 12 00 | | | 12 30 | | | | 13 00 | | | |
| Ellwangen, ZOB | | 11 30 | 12 00 | | | 12 30 | | | 13 00 | | | | 13 30 | | | |
|  Ellwangen Bahnhof | ab | | | 12 12 | | 12 51 | | | 13 12 | | | | 14 12 | | | |
|  Aalen Bahnhof | an | | | 12 32 | | 13 01 | | | 13 32 | | | | 14 32 | | | |
|  Stuttgart Bahnhof | an | | | 13 37 | | 13 53 | | | 14 37 | | | | 15 37 | | | |
|  Ellwangen Bahnhof | ab | | | 12 12 | | 12 51 | | | 13 12 | | | | 14 12 | | | |
|  Aalen Bahnhof | an | | | 12 32 | | 13 01 | | | 13 32 | | | | 14 32 | | | |
|  Ulm Bahnhof | an | | | 13 44 | | 13 54 | | | 14 44 | | | | 15 44 | | | |

100 Linienbus mit Umstieg in Dinkelsbühl nach Sinbronn.

200 Sonderbus fährt direkt bis zum Eingang SummerBreeze Gelände.
300 Sonderbus bis Ellwangen ZOB.

W Wichtig: In den Sonderbussen werden keine Schülerfrientickets und QdL-Tickets anerkannt!!

* zwischen Sinbronn und Dinkelsbühl im Auftrag der Firma Faber Reisen.
Weitere Haltestellen: